



LightWave™ 11

Trial Edition Install Instructions



Instructions

Welcome to LightWave 11

Thank you for your interest in LightWave 11. This PDF is designed to guide you through the registration process.

First Steps

If you haven't done so already, download the trial edition from:

<http://www.newtek.com/lightwave-downloads.html>



Once downloaded, install the software following the installer instructions.

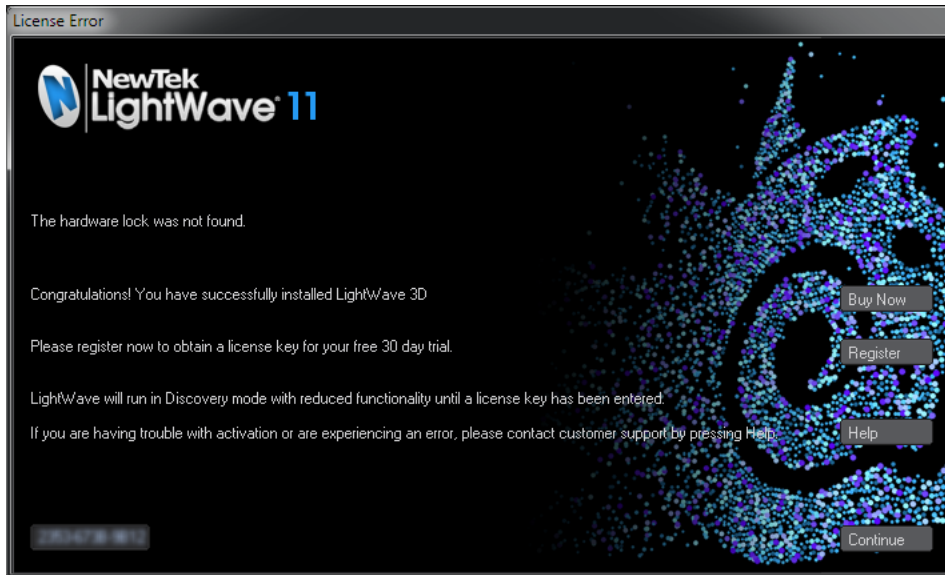


If you use a previous version of LightWave already and would like to try this new version, start the LightWave 11 trial with your dongle unplugged.



Instructions

When you first run LightWave you will be presented with a license error window due to the lack of the hardware dongle, this is normal.



Without a dongle or a 30-day trial edition key, LightWave will run in 'Discovery Mode' - which essentially allows you to play around with LightWave with the following limitations:

- Scenes can be loaded but not saved
- Models can be saved with a maximum of 400 points per layer
- Renders are watermarked

To unlock LightWave for 30 days to try it out, you will need to register for the 30 day trial edition. The trial edition is identical to the full version of LightWave with only two limitations:

- Commercial plugins locked to a dongle cannot be used
- Distributed network rendering is not available

Copy or write down the number in the lower left corner of the license error window, you will need this to register LightWave for the trial edition.

Registering LightWave for the 30 Day Trial Edition

Go to the NewTek registration page:

<http://register.newtek.com/>

Existing LightWave users can login to their existing account page if they use version 9 or 10, new users will need to register for an account.



Instructions

Once you have logged into your NewTek account page, register a new product on the left of the page under 'Product Registration'.



Click the dropdown menu and select 'LightWave 3D Trial Edition' and click the 'Register Now' button.



Instructions

The next page will prompt you to enter some information regarding the platforms you want trial keys for. Select the platforms you need, and click the 'Register' button.

Next you will see a 'Congratulations' page similar to the one below. It informs you license keys will be sent to the email address in your account page, but you can see the license keys immediately. If you leave this page before writing them down or copying them, you can find this information in your 'My Products' page.

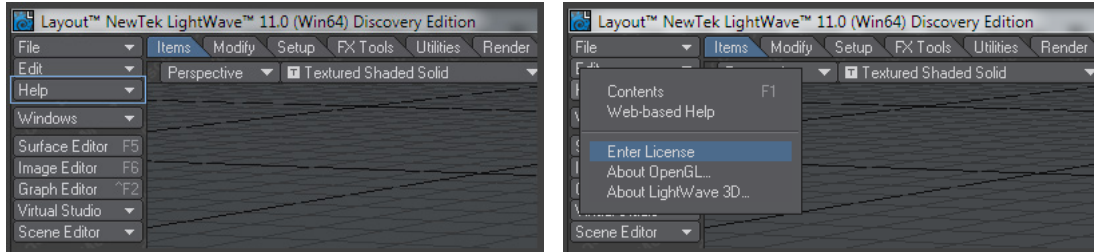
Serial No	Lock ID	License Key	Platform	Registered On	Purchased From	Purchase Date
2353-6726-0001	Trial Edition	32/64 bit	Windows	17/02/2012	NewTek	17/02/2012
2353-6726-0001	Trial Edition	32/64 bit	Windows x64	17/02/2012	NewTek	17/02/2012
2353-6726-0001	Trial Edition	32/64 bit	Mac	17/02/2012	NewTek	17/02/2012
2353-6726-0001	Trial Edition	32/64 bit	Mac x64	17/02/2012	NewTek	17/02/2012



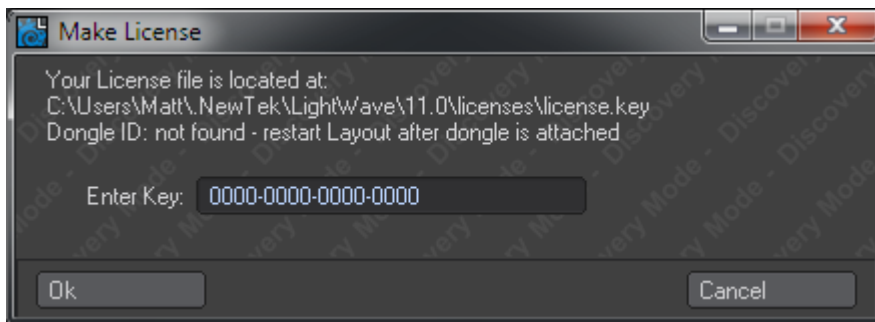
Instructions

Installing the License Key

Run LightWave and go to the *Help > Enter License* menu option:

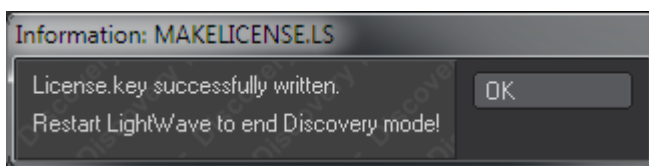


A window will appear asking you to enter your license key:



Enter the correct license key for the platform you are running LightWave on and click 'Ok'.

A confirmation window will appear asking you to quit and restart.



Once restarted, LightWave should now be in Trial mode. A requester should appear telling you as much and the background of the interface should have the words 'Trial Mode'. This requester will appear each time you start Layout with a countdown of the days remaining in the Trial license.



LightWave Training Resources

To help get you up to speed with LightWave, below are a number of resources for training, as well as our forum where you will find many helpful LightWave artists willing to help.

Thank you again for your interest in LightWave, we hope you have fun with the trial!

Regards
The LightWave Development Team.

Training

Official

<http://forums.newtek.com/showthread.php?t=77002>

<http://tv.newtek.com/library.php> (Go to 'Demo' Channel & then LightWave)

Third-Party

<http://www.simplylightwave.com>

<http://www.3dgarage.com>

<http://www.liberty3d.com>

<http://online.cg-masters.com/videos/lightwave-10-advanced-lighting-series>

<http://www.lynda.com>

<http://www.lightwiki.net>

<http://www.pixelandpoly.com/video.html>

<http://www.ten24.info/index.php/shop/>

<http://www.youtube.com/user/lightwavevideos>

<http://www.youtube.com/user/LightwaveTuts>

<http://members.shaw.ca/lightwavetutorials>

Forums

<http://forums.newtek.com>



Once you have played with the trial and decide to buy the full package, you do not need to reinstall. The trial version is no different to the full version, only the license.key is time-limited.

